



STOP-TITE® SERIES

MANUAL VEHICLE RESTRAINT




* STOP-TITE® shown in engaged position.

- ★ Manually activated restraint
- ★ Low profile, non-impact design (wall or driveway mount)
- ★ Unique dual locking restraint arm to minimize "trailer creep"
- ★ UnRestraining force in excess of 30,000 lb. average
- ★ ReDesigned to accommodate rear impact guard (RIG) outlined in 1998 NHTSA regulation
- ★ Protective debris guard
- ★ Industrial powder coated finish
- ★ 1 Year structural, hydraulic and electrical warranty
- ★ Optional Light Communication System
- ★ Industrial powder coated finish
- ★ 1 Year structural, hydraulic and electrical warranty

STOP-TITE® SERIES

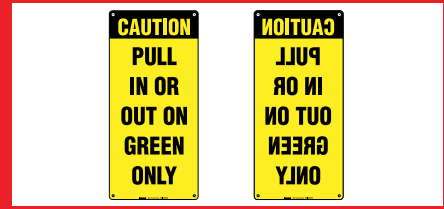
MANUAL VEHICLE RESTRAINT



STOP-TITE® manually operated unit can be set and released easily from the dock with included operate handle.



Optional light package and control panel with instructional decal for additional communication safety.



A set of standard and mirrored image caution signs warns truck driver to "Pull In Or Out On Green Only".

OPERATION FOR M, MML AND MAL VERSIONS

(Manual - Manual with Manual Lights - Manual with Automatic Lights)

M Version - With trailer positioned against the dock bumpers, the operate bar is used under the release lever to lift up, activating the restraint. A visual inspection should confirm the restraint has traveled vertically and engaged the horizontal RIG. The operate bar can be stored and loading/unloading begins. When loading/unloading is complete and the dock leveler is stored, the operate bar is used to push down the restraint arm until the release lever locks the restraint arm. Operating bar is stored.

MML Version - Same operation as M version with manual Light Communication System added. Control panel is in "do not service trailer" position at start of loading/unloading for red light inside and green light outside. When trailer RIG is secured by restraint the control panel is manually positioned to "service trailer" for green light inside and red light outside. When loading/unloading is complete and restraint is stored control panel is returned to "do not service trailer" position for red light inside/green outside.

MAL Version - Same operation as M version with automatic Light Communication System added. Control panel is in "Normal" position at start for loading/unloading for red light inside and green light outside. When trailer RIG is secured by restraint the communication lights automatically change to green light inside and red light outside. When loading/unloading is complete and restraint stored, communication lights return to red light inside and green light outside. "Bypass" is available in the event of a badly damaged or missing RIG to alert personnel of the situation.

SAFETY FEATURES

- Caution signs for communication on basic M version.
- Optional MML version with manually operated inside/outside red/green lights always in opposition and universal instructional decal on manually operated control panel.
- Optional MAL version with automatically operated inside/outside red/green lights in opposing mode and universal instructional decal on control panel. Includes bypass position for flashing light changes in communication for trailers without RIG or with badly damaged RIG.
- Unique dual locking arm to minimize trailer creep and running room.

ELECTRICAL

For MML and MAL units the electrical requirements are 115V single phase. The control panels for the MML and MAL are NEMA 12 with all components, connections and wiring UL listed and/or recognized. Panels are built in-house in UL approved control panel shop.

COLOR

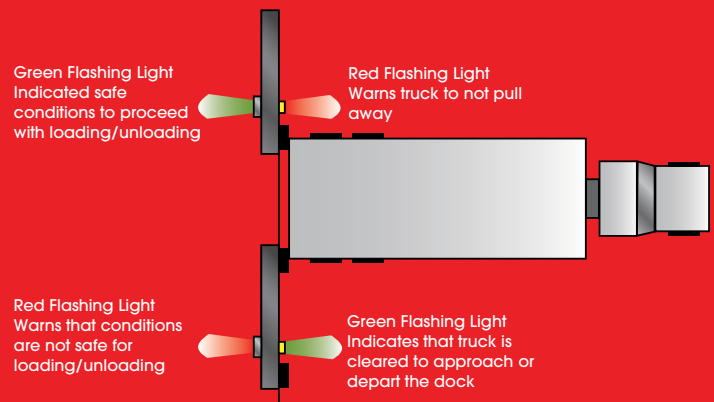
Slate blue powder coat as standard. Other colors and finishes available, consult factory.

VEHICLE RESTRAINT SYSTEMS

The STOP-TITE vehicle restraint is available as a stand alone unit. MML & MAL can be integrated with other loading dock equipment through an optional integrated control panel. The STOP-TITE helps prevent unexpected trailer departure from the loading dock and minimizes trailer creep during the loading/unloading process.

STOP-TITE® M SERIES COMMON OPTIONS

- ★ Manual Light Communication System (MML)
- ★ Automatic Light Communication System (MAL)
- ★ Low profile 10" (single stage hook)
- ★ L.E.D. interior & exterior lights for MML or MAL
- ★ Limit switches for door interlock
- ★ Interlock terminals for leveler or door switch (MAL only)
- ★ Integrated control panel
- ★ Cantilever bracket with a requested projection
- ★ Key lock override switch



802 E. Owassa Rd. Pharr, Texas 78577 | Ph. (956) 781-0003 • Fax. (956) 781-0017

www.dockdoorsystems.com